



Hi parents, here are your

# Next Steps...

Thank you for your interest in our Zooming with Grandbaby study, your child's grandparent has agreed to participate! To prepare for the study, please complete the following:



## 01 CONSENT FORM & QUESTIONNAIRE

Please complete the above forms. Once we receive the completed forms from you and your child's grandparent, we will mail out a custom picture book for the study to their specified address!



## 02

### SCHEDULE A ZOOM CALL

Once your child's grandparent receives the book, [schedule a ~15 minute Zoom video call](#) for the party. Press "Add Guests" and enter the email of your child's grandparent to invite them to the event.



## 03

### LEARN ZOOM BASICS

- Joining video call via invite link
  - (Un)muting microphone
  - Turning on/off video
  - Switching to gallery view
  - No virtual/blurred background
  - Positioning yourself in frame
- Give it a try on a [test meeting!](#)




## 04

### ZOOM TIME!

~10 minutes before the video call, [report how your baby is feeling](#). Then, join the Zoom at your scheduled time. Act naturally during the call and remain neutral during story time. End the call after ~15 mins.

During the call, check that:

- Everyone can see and hear each other
- You are viewing each other in gallery view
- No one has virtual/blurred background on



After the Zoom call... [report how your baby is feeling](#) again. You will then receive a Jr. Scientist Certificate & a \$5 gift card to either Amazon, Indigo or Walmart.

Got questions? Email [tempolab@utoronto.ca](mailto:tempolab@utoronto.ca) or call [416-208-2990](tel:416-208-2990)



# Extra Resources



## CONSENT FORM & QUESTIONNAIRE

- Parent & Child Consent Form:  
[https://utorontopsych.azl.qualtrics.com/jfe/form/SV\\_3Jco0qrPQggHdwG](https://utorontopsych.azl.qualtrics.com/jfe/form/SV_3Jco0qrPQggHdwG)
- Pre-Zoom Call Questionnaire:  
[https://utorontopsych.azl.qualtrics.com/jfe/form/SV\\_eKvoIN6mXvCNkOy](https://utorontopsych.azl.qualtrics.com/jfe/form/SV_eKvoIN6mXvCNkOy)

## SCHEDULE A ZOOM CALL

Please use the following link to schedule a time for a ~15 minute Zoom call:



<https://calendly.com/tempolab-utsc/zooming-with-grandbaby>

Click the "Add Guests" button and enter the email of your child's grandparent to invite them to the event!

The screenshot shows the Calendly interface for scheduling a Zoom call. On the left, there is a logo for 'iKIDS centre' at the University of Toronto and 'TEMPO Lab Zooming with Grandbaby'. On the right, under the heading 'Enter Details', there are two input fields: 'Name \*' and 'Email \*'. Below the 'Email \*' field is a blue button labeled 'Add Guests'. A large orange arrow points to this button from the right side of the page.

## TUTORIALS FOR ZOOM BASICS

- Joining the meeting via Invite Link: [https://www.youtube.com/watch?v=pAMDxH\\_H-Cs](https://www.youtube.com/watch?v=pAMDxH_H-Cs)
- Basic Zoom functions (0:00 to 1:00 has the key points you will need):  
<https://www.youtube.com/watch?v=02UmBR4UK58>
- Turning off virtual backgrounds/background blurring: <https://youtu.be/4Ctz0slMRs8?t=60>
- To test your microphone, camera and positioning you may join a test meeting using the following link: <https://zoom.us/test>



## TELL US HOW YOUR BABY IS FEELING

Please use the following link to tell us how your baby is feeling ~10 minutes before the Zoom call with their grandparent and right after the meeting:

[https://utorontopsych.azl.qualtrics.com/jfe/form/SV\\_6W3BDw0ok5Hsj3g](https://utorontopsych.azl.qualtrics.com/jfe/form/SV_6W3BDw0ok5Hsj3g)

Got questions? Email [tempolab@utoronto.ca](mailto:tempolab@utoronto.ca) or call [416-208-2990](tel:416-208-2990)