



Hi grandparents, here are your

Next Steps...

Thank you for your interest in our Zooming with Grandbaby study! To prepare for the study, please complete the following:



01 CONSENT FORM & QUESTIONNAIRE

Please complete the above forms. Once we receive the completed forms from you and your grandbaby's parent, we will mail out a custom picture book for the study to your specified address!



02

INDIVIDUAL PRACTICE




Once you receive the custom picture book, listen to how it should be sung and practice singing it. During the Zoom call, please sing the book to your grandbaby. A singing tutorial can be found [here](#).

03

LEARN ZOOM BASICS

- Joining video call via invite link
 - (Un)muting microphone
 - Turning on/off video
 - Switching to gallery view
 - No virtual/blurred background
 - Positioning yourself in frame
- Give it a try on a [test meeting!](#)



04

ZOOM TIME!

~10 minutes before the video call, [report how you are feeling](#). Then, join the Zoom at your scheduled time. Act naturally and introduce the book any time during the call.

End the call after ~15 mins.

During the call, check that:

- Everyone can see and hear each other
- You are viewing each other in gallery view
- No one has virtual/blurred background on



After the Zoom call, [report how you are feeling](#) again. You will then receive a \$5 gift card to either Amazon, Indigo or Walmart.

Got questions? Email tempolab@utoronto.ca or call [416-208-2990](tel:416-208-2990)



Extra Resources



CONSENT FORM & QUESTIONNAIRE




- Grandparent consent form:
https://utorontopsych.azl.qualtrics.com/jfe/form/SV_bpchbCaUY7RyC5o
- Pre-Zoom Call Questionnaire:
https://utorontopsych.azl.qualtrics.com/jfe/form/SV_b3mCjeIGglIquDc

SINGING TUTORIAL

A singing tutorial for the book can be found here: <https://youtube.com/W2eu8mFHztM>

TUTORIALS FOR ZOOM BASICS

- Joining the meeting via Invite Link: https://www.youtube.com/watch?v=pAMDxH_H-Cs
- Basic Zoom functions (0:00 to 1:00 has the key points you will need):
<https://www.youtube.com/watch?v=02UmBR4UK58>
- Turning off virtual backgrounds/background blurring: <https://youtube.com/4Ctz0slMRs8?t=60>
- To test your microphone, camera and positioning you may join a test meeting using the following link: <https://zoom.us/test>



TELL US HOW YOU ARE FEELING

Please use the following link to tell us how you are feeling ~10 minutes before the Zoom call and right after the meeting:

https://utorontopsych.azl.qualtrics.com/jfe/form/SV_6DSrKn8AySomIcu